

SMALL PELAGICS FISHERIES COMPETITION WITH SEABIRDS: REVIEW AND APPLICATION

William J. Sydeman and Sarah Ann Thompson



Petaluma, California

Global landings of SPF and euphausiids, 2010-2014, FAO Catch Database

Species	2010	2011	2012	2013	2014	5-year average	unit = MT
Krill, planktonic crustaceans	215175	181010	188147	239950	316408	228138	
Herrings, sardines, anchovies	17269000	21164496	17569534	17600048	15215458	17763707	
Atlantic sandeels	423209	443604	107577	284138	270401	305786	
Pacific sandlance	237938	187559	175892	161949	153433	183354	
Atlantic saury	7436	5628	15329	8547	1560	7700	
Pacific saury	432372	458954	460961	428390	628569	481849	
Capelin	506897	853449	992491	763948	282833	679924	
Total	19,092,027	23,294,700	19,509,931	19,486,970	16,868,819	19,650,489	

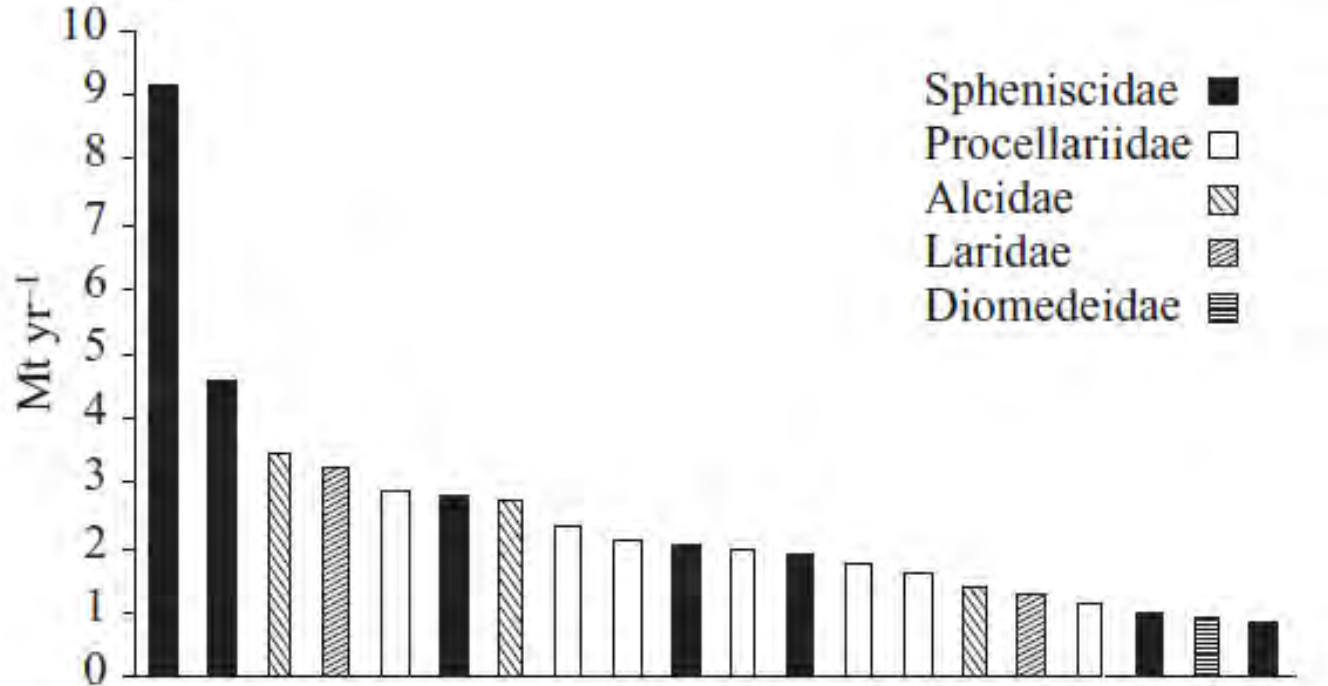
The food consumption of the world's seabirds

M. de L. Brooke

Department of Zoology, University of Cambridge CB2 3EJ, UK

Recd 09.10.03; Acptd 01

➤ Bioenergetic models indicate 55.9 – 83.7 MMT consumed yr⁻¹ (krill, squid, forage fish)



Given consumption/harvest, potential is high, but is there present exploitative competition?



From the seabird perspective, *do fisheries targeting SPF reduce/alter (thereby limit) food resources within critical foraging habitats to affect demography?*

Long-standing issue

TRANSACTIONS of the
AMERICAN
FISHERIES SOCIETY

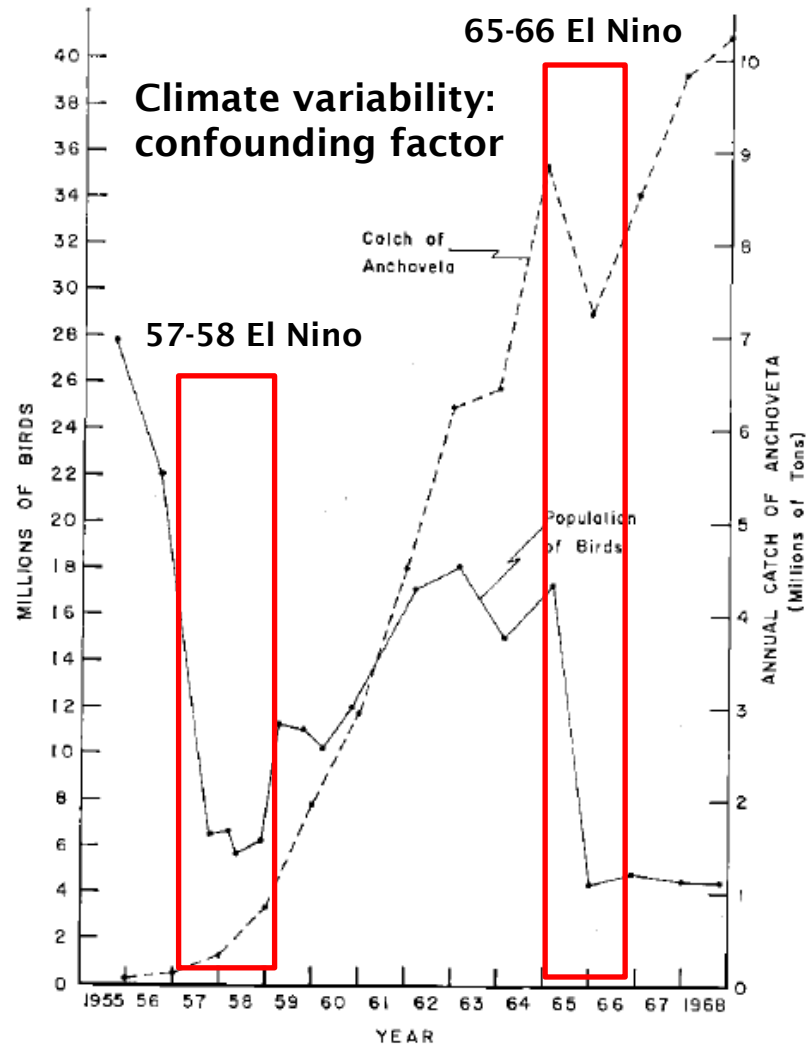
July 1970

VOLUME 99
NUMBER 3

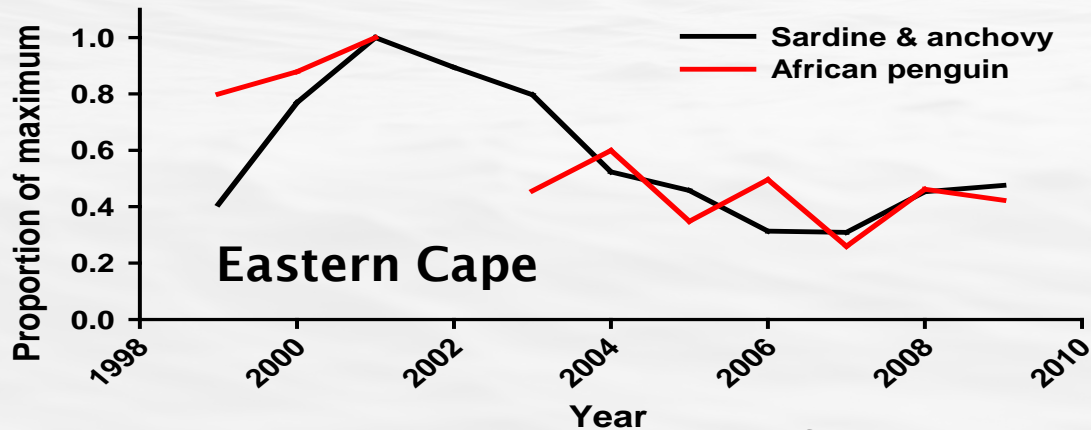
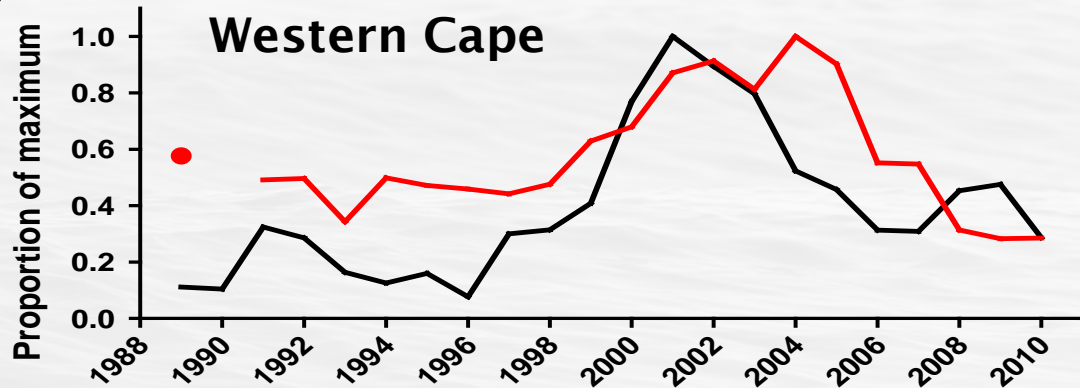
Men, Birds and Anchovies in the Peru Current—Dynamic Interactions

MILNER B. SCHAEFER
Institute of Marine Resources
University of California
La Jolla, California 92037

The fishery could, in principal, take the entire maximum sustainable catch if the birds were eliminated. This, however, is undoubtedly not desirable, because *some* population of guano birds needs to be maintained to preserve the species, since this genetic material may be of great future value.



Also, lags in seabird response



Crawford et al. 2011

➤ Trends in penguins, forage fish, South Africa



Guidelines for Assessing Fisheries-Seabird Competition?

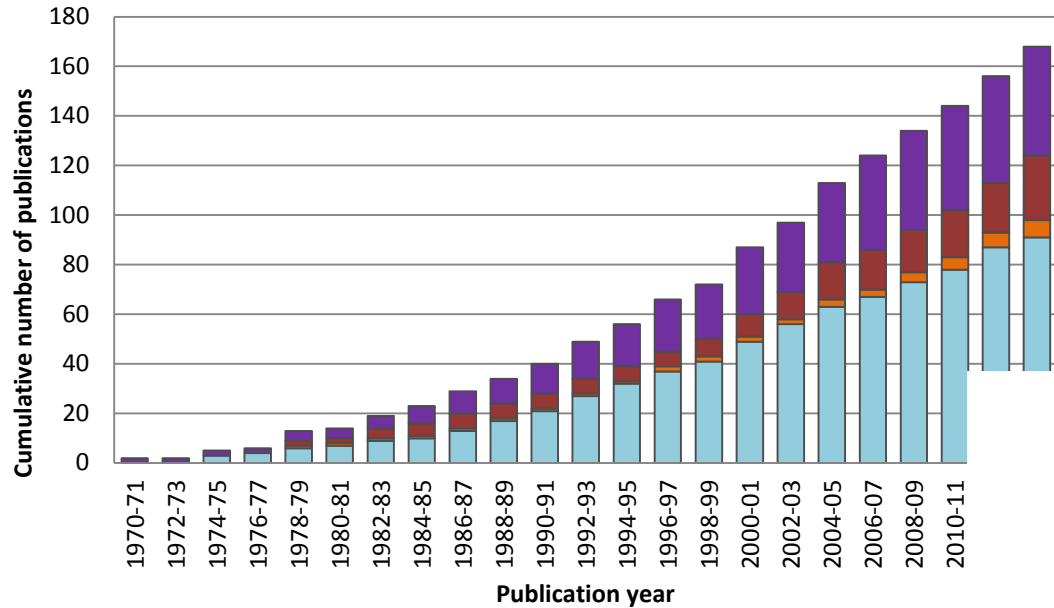


Funded by The Pew Charitable Trusts

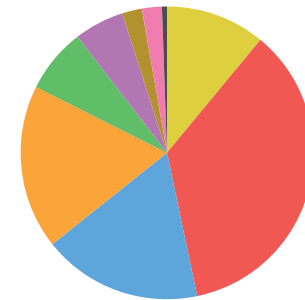
Interdisciplinary workshops, Cape Town (10/2015) and Seattle (1/2016) (fisheries scientists, seabird ecologists, [old and young])



Literature review of approaches to date

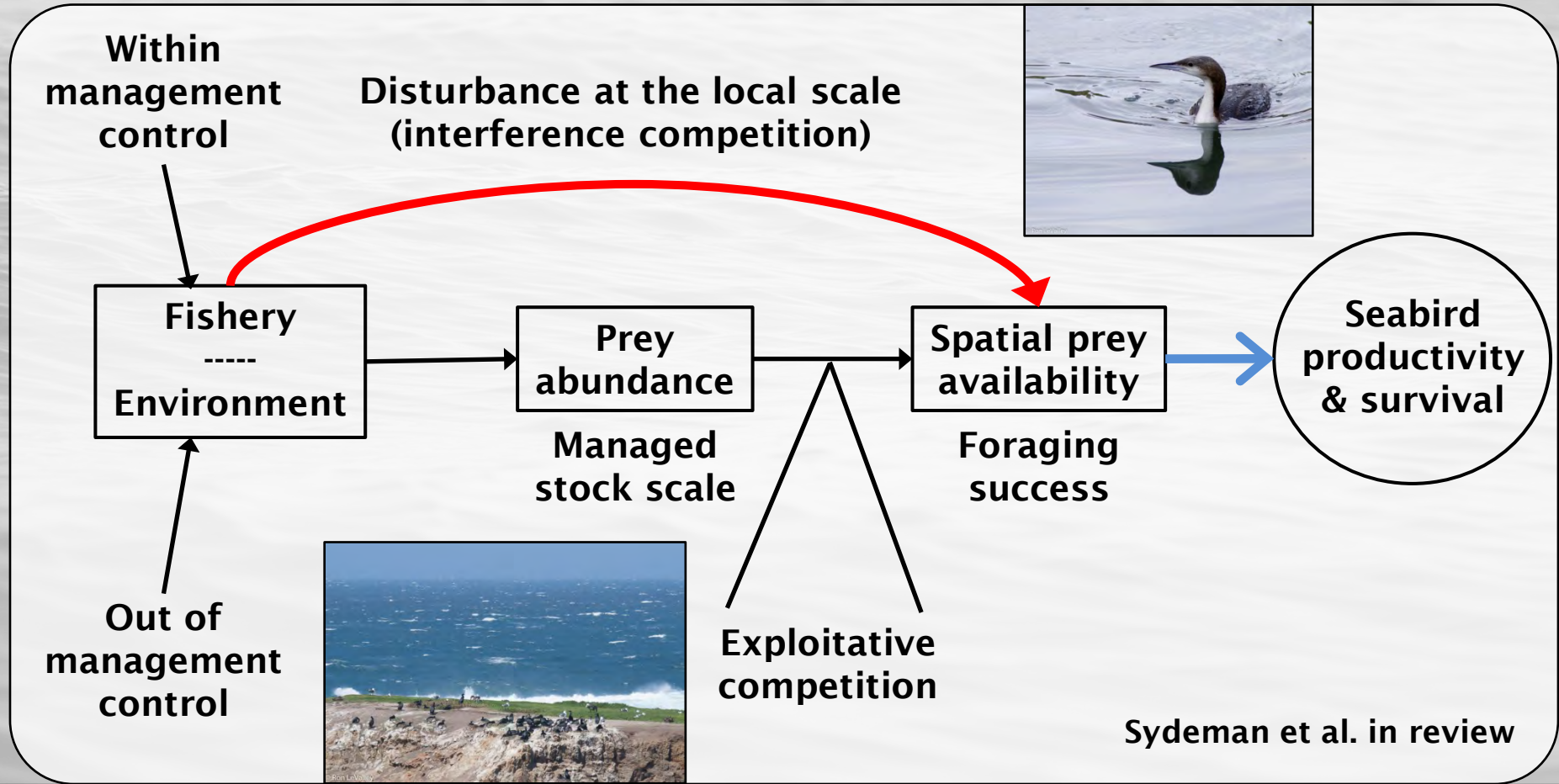


Reviews (no new data)
Numerical Experiments
Field Experiments (LPDE)
Observations



Global
North Atlantic
South Atlantic
North Pacific
South Pacific
Southern Ocean
Mediterranean
Arctic
Inland freshwater

Conceptual framework



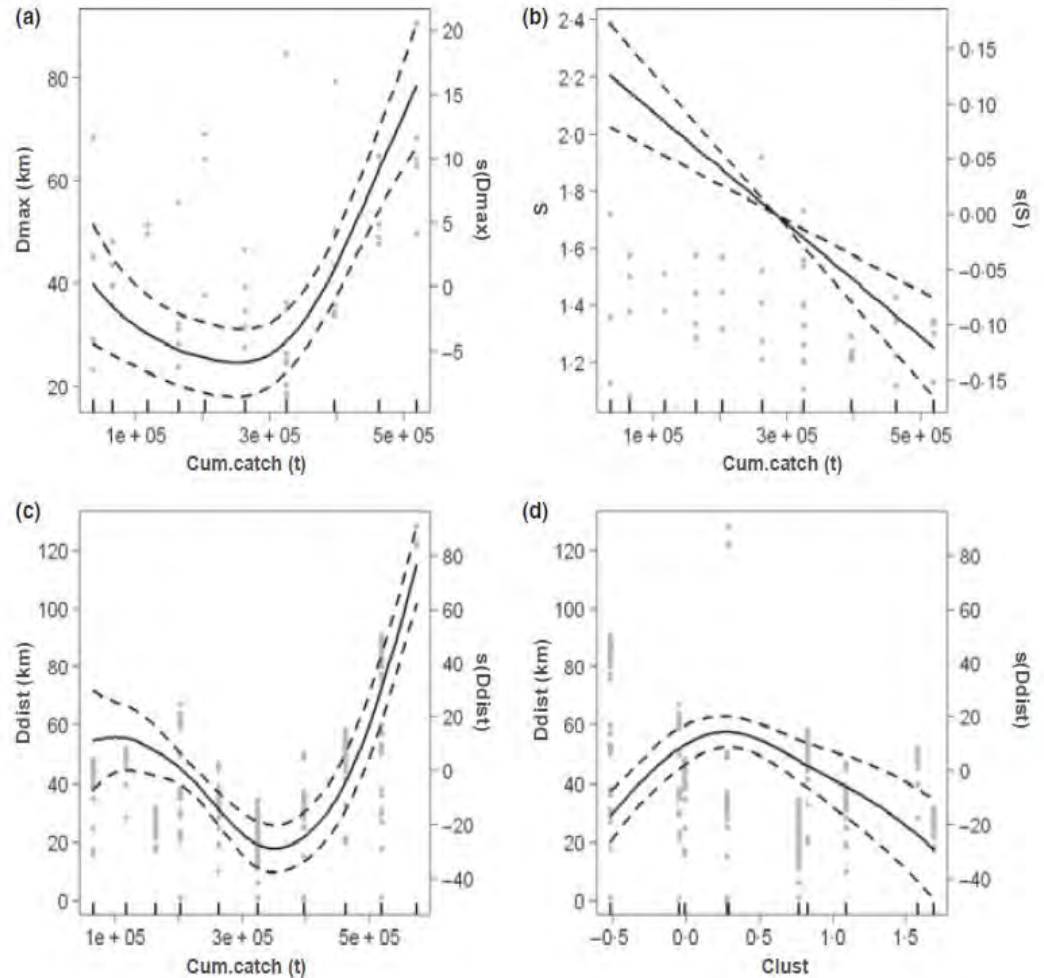
Seabird characteristics affecting foraging success

- small body mass ~ high metabolic rates (~10-40% of body mass daily, more while provisioning offspring) - need a lot of food
- small body size also limits foraging ambits and prey selection
 - i. foraging limited to surface to mid shelf depths (0 to ~200 m)
 - ii. diet specialization, smaller pelagic fish (anchovy, sandeel, capelin), krill
 - iii. during reproduction, “central place foragers”

Spatial dynamics really matter: seabirds are sensitive to local (sub-mesoscale) prey depletion, assessments of fisheries impacts must be both spatially-explicit and local; studies of fisheries - seabird competition on regional scales generally not appropriate -- at least for breeding seabirds

➤ Foraging effort increases relative to anchoveta fishery removals

S. Bertrand et al. 2012 J. Appl. Ecol.



Seabird characteristics affecting population dynamics

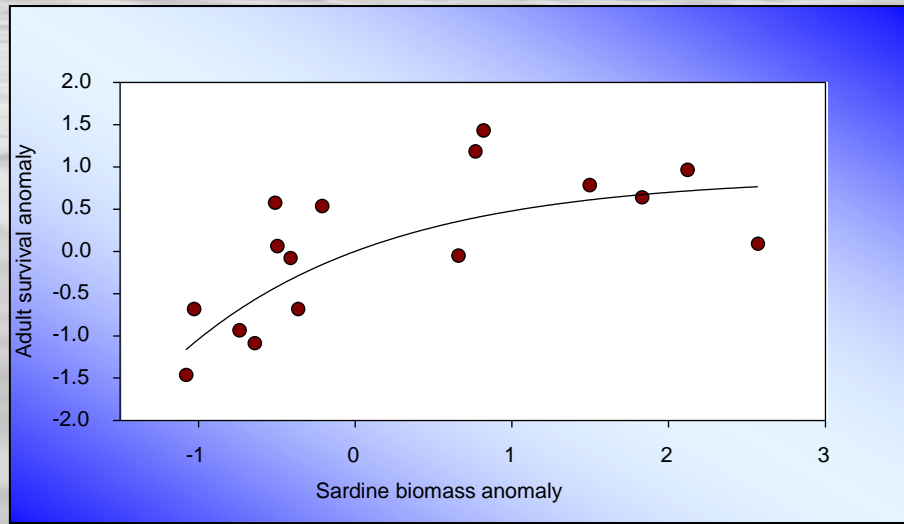
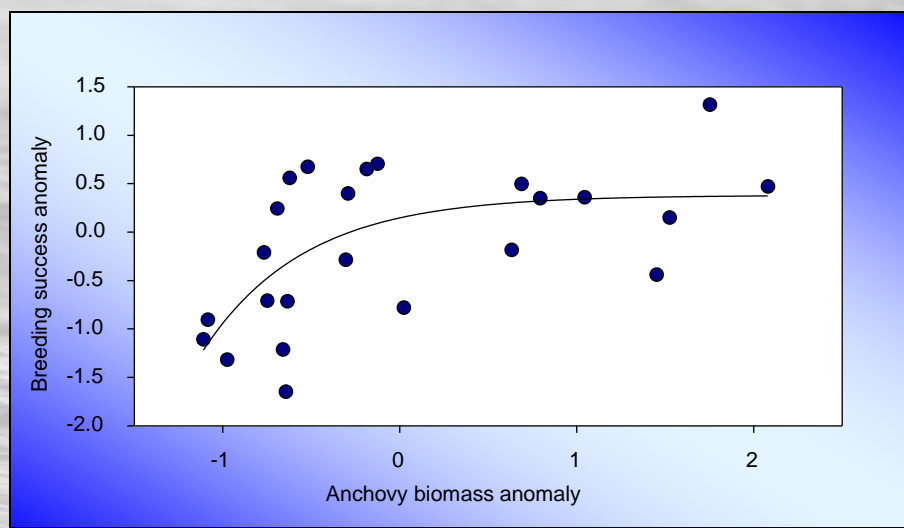
➤ **Classic “k” – selected species:**

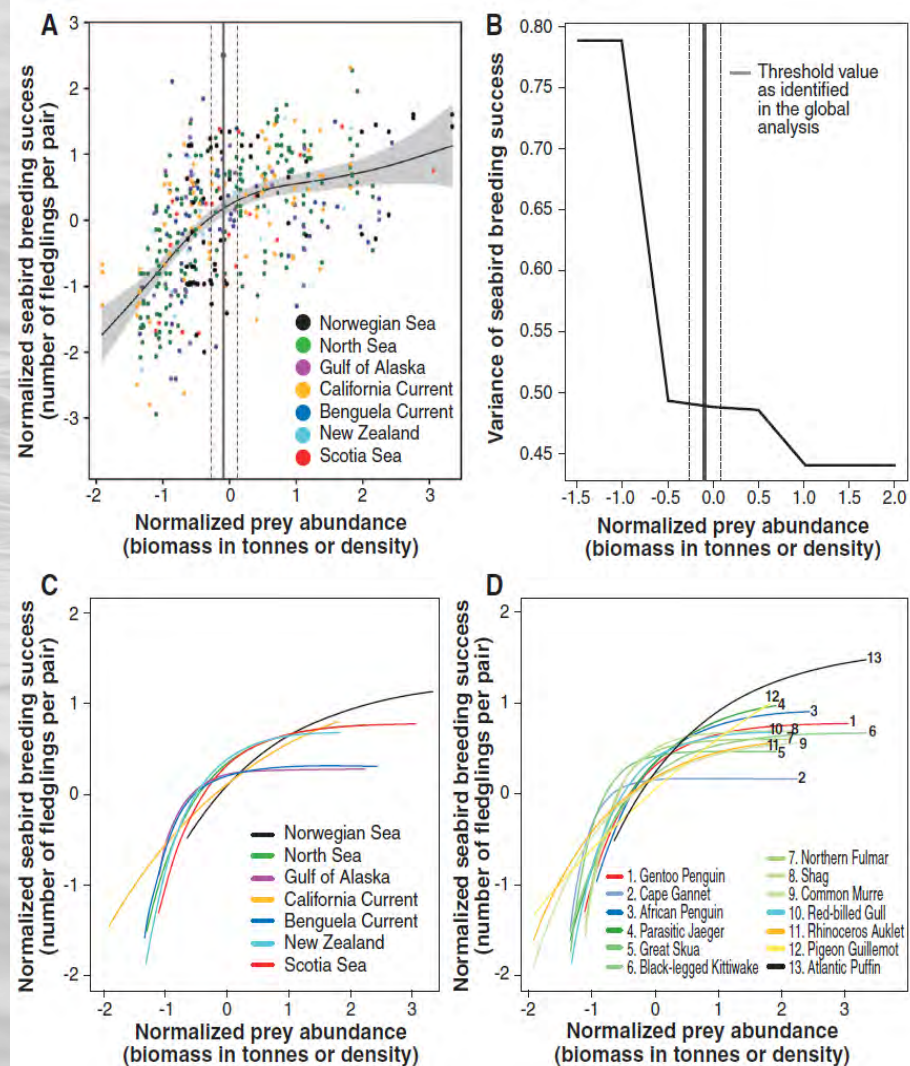
- i. high survival and longevity (~10 – 100 yrs) (fisheries competition affecting survival would have stronger effects on populations)**
- ii. deferred recruitment (3-10 yrs) (substantial lags in population responses to prey depletion, difficulties in modeling effects)**
- iii. low reproductive rate (can withstand occasional breeding failure (e.g., El Nino), but not chronic failures)**
- iv. non-linear predator-prey relationships**

➤ **Need long term studies, assessments focusing on key population parameters will be most productive**

African penguin

- breeding success related to anchovy
 - survival (proportion surviving) related to sardine
- Forage species and fisheries are not the same...

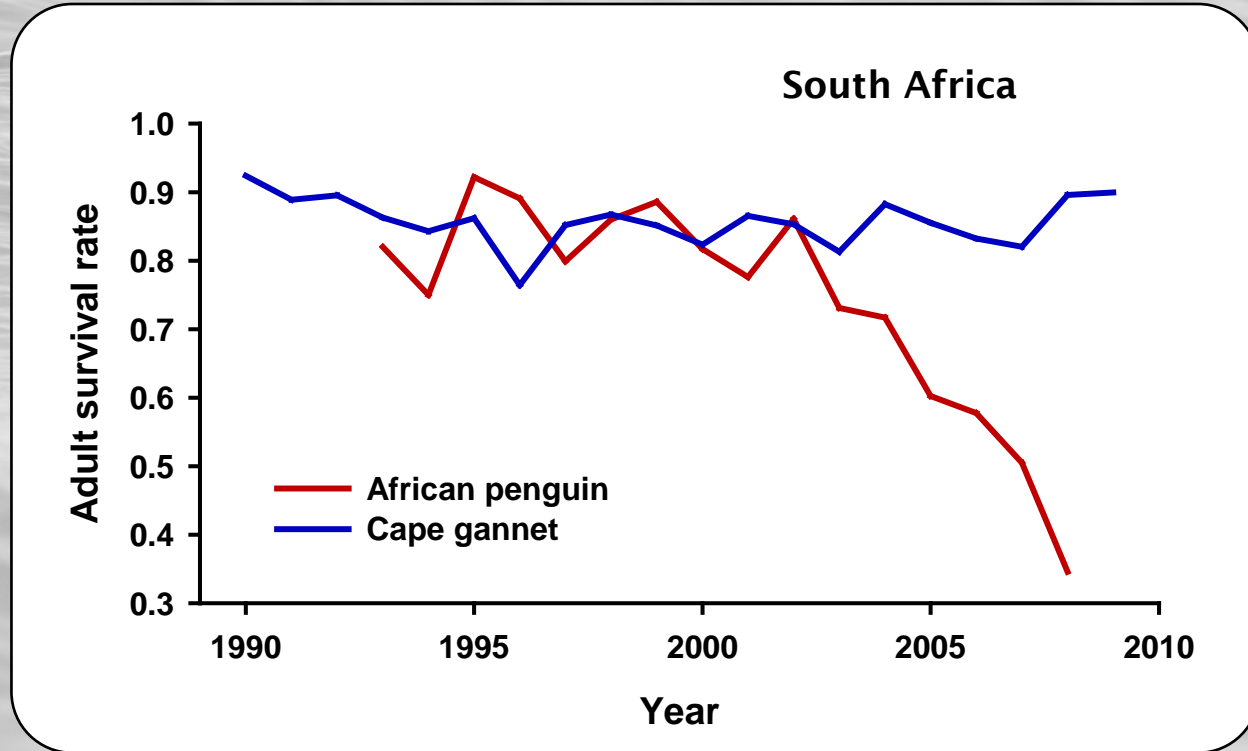




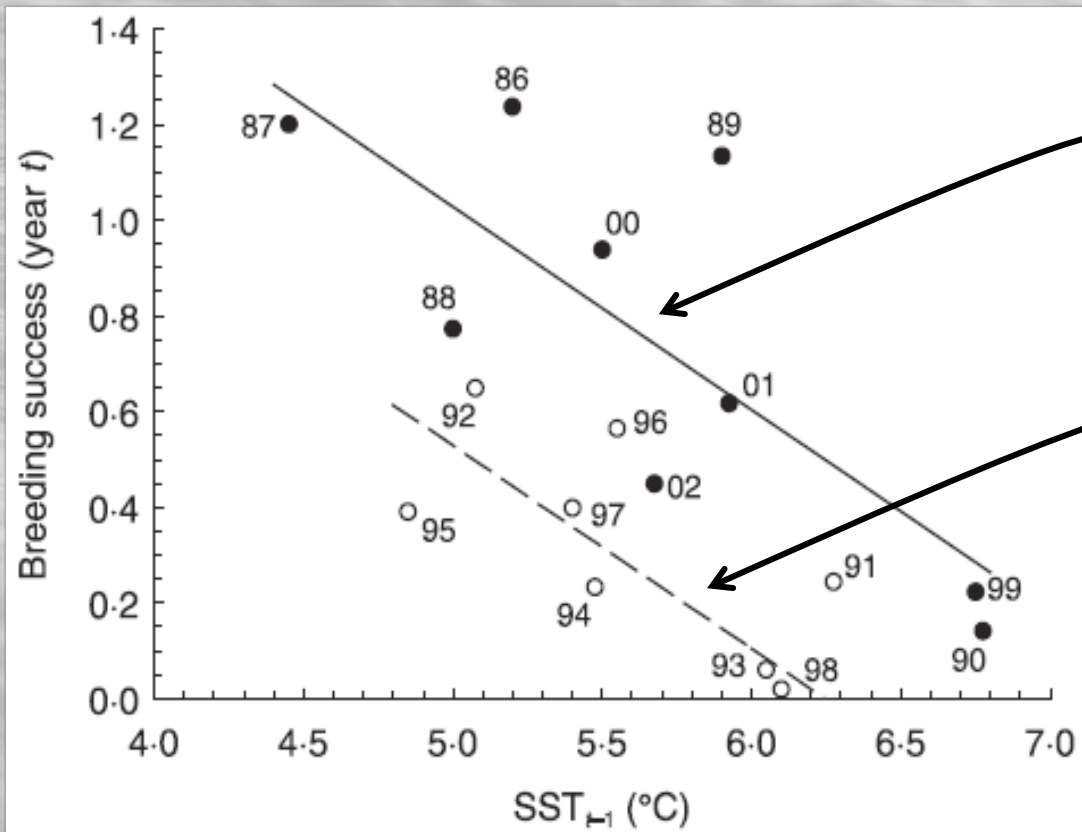
Implications of non-linear numerical response relationships

- 1. At low levels of prey abundance (from climate, etc.), fisheries prey depletion impacts will be greater**
- 2. At high levels of prey abundance, fisheries impacts should be few, unless (a) availability reduced below threshold, (b) spatial distribution (horizontal or vertical) or organization (density, patchiness) is altered; abundance alone may not be enough to make predictions**

3. Seabirds are buffered to varying prey availability to some extent (time budgets, they can work harder when prey is reduced), but at moderate levels of prey abundance/availability, when they show signals (e.g. declining survival), threshold may have been crossed.



Climate and fishery effects on breeding success, North Sea



Prior to sandeel fishery

During sandeel fishery



Much correlative evidence, but how to test causation and mechanisms?

Long-term localized prey depletion experiments (LPDE) are needed, but are expensive, unpopular, and difficult to implement (substantial cooperation with industry is needed)

- i. Conduct numerical simulations with maximum likelihood or Bayesian methods to consider uncertainty in model parameters, environmental drivers of population dynamics, and functional forms of relationships**
- ii. Use spatial modeling to address likely effects of time/area fisheries closures and test appropriate experimental design (closures for x years, etc.?)**
- iii. replication, lack of real “controls”, climate, and other demonic intrusions may limit effectiveness (North Sea and Benguela)**

Conclusions

- 1. While fisheries can affect the availability of forage fish within critical habitats, and seabirds have measurable foraging and demographic responses to changes in forage fish availability, establishing causal linkages from fisheries to seabird populations is difficult**
- 2. For breeding seabirds, investigations of these linkages must be localized and spatially-explicit, but few field experiments have been successfully implemented (North Sea and Benguela)**
- 3. To fully understand seabird population dynamics, seabird-fisheries competition should be examined in the non-breeding season**

Application

- 1. Time-area closures around seabird breeding colonies may serve to resolve fisheries competition concerns during reproductive periods**
- 2. For non-reproductive periods when the seabirds are not constrained to forage near a colony, “set asides” or “cutoffs” in HCR could be used to leave sufficient SPF in the sea to maintain trophic relationships**
 - Benchmarks for ecosystem-scale, top predator community-based (seabirds, marine mammals, large predatory fish) forage fish protection could be developed using a synthesis of bioenergetic and multi-species numeric response models...next talk**

Seabirds as Indicators of SPF (Cairns 1987)

FISHERIES
OCEANOGRAPHY

FISHERIES OCEANOGRAPHY

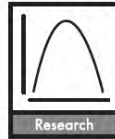


Fish. Oceanogr.

100s of
papers

Puffins reveal contrasting relationships between forage fish and ocean climate in the North Pacific

WILLIAM J. SYDEMAN,^{1*} JOHN F. PIATT,²
SARAH ANN THOMPSON,^{1,3}
MARISOL GARCÍA-REYES,¹
SCOTT A. HATCH,^{2,4}
MAYUMI L. ARIMITSU,² LESLIE SLATER,⁵
JEFFREY C. WILLIAMS,⁵ NORA A. ROJEK,⁵
STEPHANI G. ZADOR⁶ AND
HEATHER M. RENNER⁵



Ecography 39: 001–015, 2016

doi: 10.1111/ecog.02250

© 2016 The Authors. Ecography © 2016 Nordic Society Oikos

Subject Editor: Julia Braun. Editor-in-Chief: Miguel Araújo. Accepted 8 September 2016

Modeling spatiotemporal dynamics of krill aggregations: size, intensity, persistence, and coherence with seabirds

Jarrold A. Santora, Jeffrey G. Dorman and William J. Sydeman

J. A. Santora (jsantora@ucsc.edu), Dept of Applied Mathematics and Statistics, Center for Stock Assessment Research, Univ. of California at Santa Cruz, Santa Cruz, CA, USA. – J. G. Dorman, W. J. Sydeman and JAS, Farallon Inst. for Advanced Ecosystem Research, Petaluma, CA, USA.

Workshop Participants: Alec MacCall, Alejandro Simeone, Amanda Gladics, Andre Punt, Ashley Bennison, Carl van der Lingen, Charlotte Boyd, Claire Saraux, Dilek Sahin, Dimas Gianuca, Elizabeth (Libby) Logerwell, Elizabeth Phillips, Francis Daunt, Heather Renner, Herman Oosthuizen, Jaimie Cleeland, James Grecian, Jennifer Lang, Jennifer Provencher, Jennifer Roberts, Jim Mills, Julia Parrish, Julie Thayer, Ken Morgan, Laura Koehn, Lynne Shannon, Mayumi Arimitsu, Nicole Bransome, Olaf Olsson, Philipp Boersch-Supan, Ricardo Amoroso, Richard Sherley, Robert Crawford, Robert Furness, Robert Suryan, Ross Wanless, Sarah Ann Thompson, Sophie Bertrand, Stephani Zador, Taryn Morris, Tom Good, Thomas Mattern, William Sydeman, Yuna Kim

THANK YOU!

