

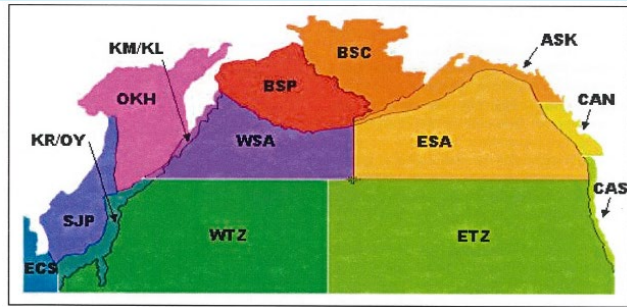
Estimation of prey consumption by
marine mammals in the PICES regions
-Update to Hunt *et al.* (2000)-

Tsutomu TAMURA¹ , Kenji Konishi¹, Koji Matsuoka¹,
Takashi Hakamada¹, and Andrew W. Trites²

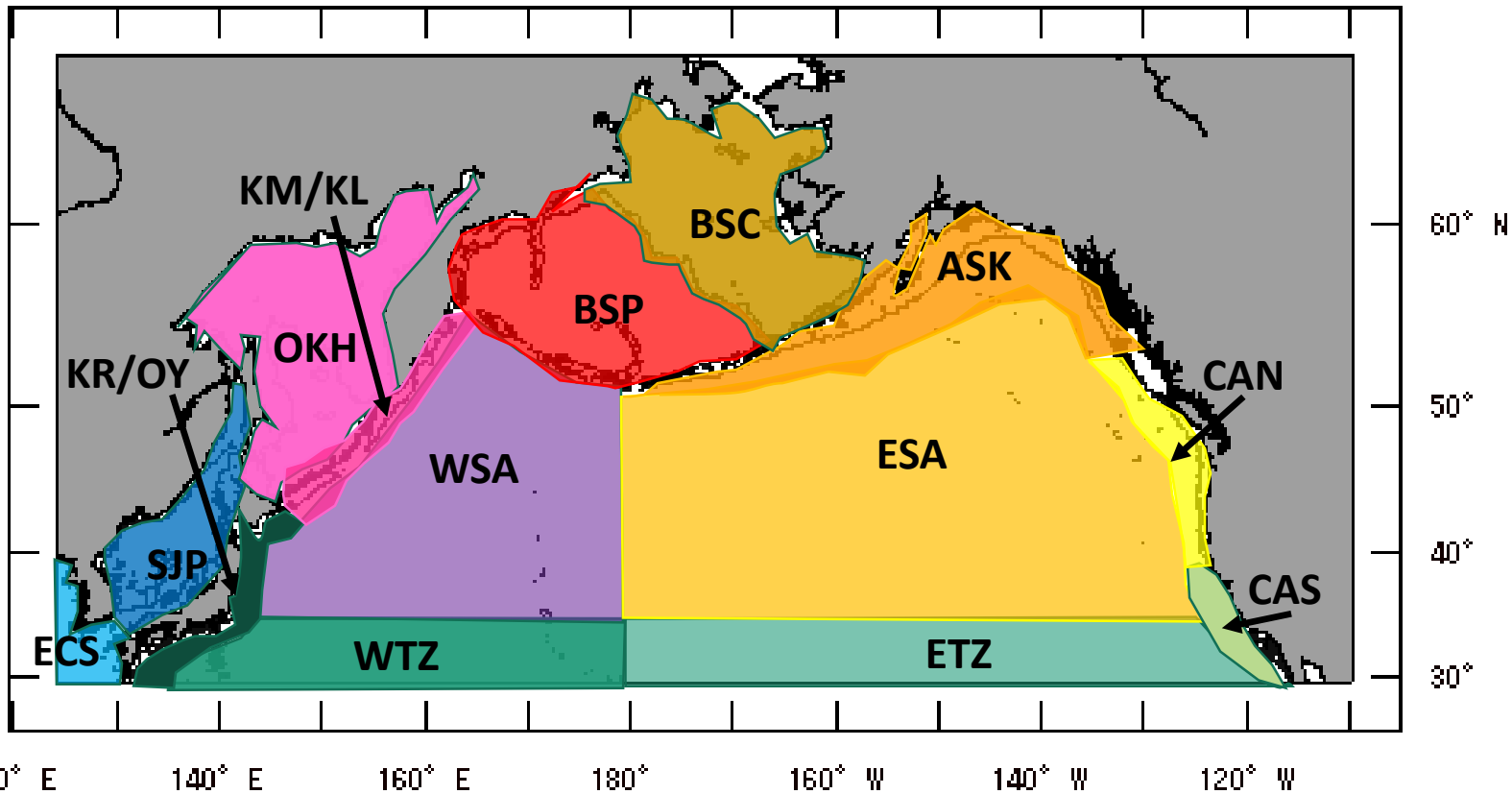
1: Institute of Cetacean Research, Japan

2: University of British Columbia, Canada

Previous study – Hunt *et al.* 2000 -



**135 species of sea birds,
47 species of marine mammals**



Update issue

- 1) Abundance



Sighting surveys (JARPNII, IWC-POWER, Japan and U.S.A's domestic sighting survey) and references

- 2) Prey consumption



New equations by Trites (in prep.)

- 3) Days of occupancy



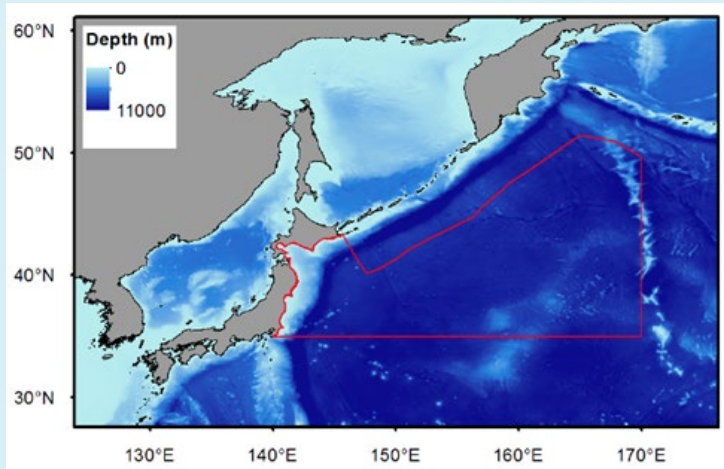
122 days (June – September)

Abundance estimation

Abundance -Cetaceans-

JARPNII

2000-2016 WSA+KR/OY



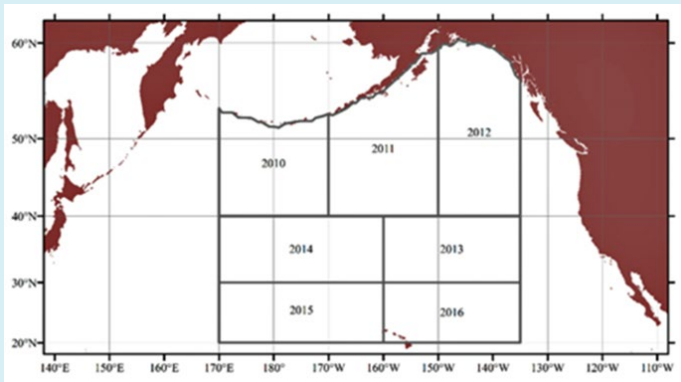
Hakamada and Matsuoka 2016

Species name	Abundance	Coefficient of Variation
Common mnke whale	3,080	0.68
Sei whale	5,086	0.38
Bryde's whale	13,306	0.25
Blue whale	958	0.46
Fin whale	3,958	0.43
Humpback whale	392	0.88
Northern right whale	416	0.65
Sperm whale	10,843	0.36

Abundance -Cetaceans-

IWC/POWER

2010-2016 ASK+ESA+ETZ

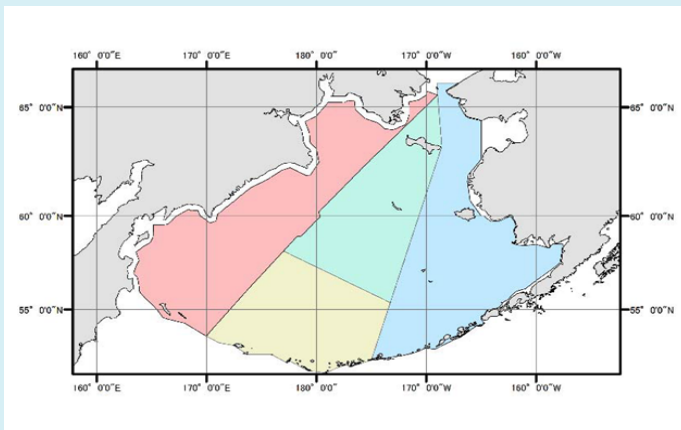


Species name	Abundance	Coefficient of Variation
Sei whale	29,632	0.20
Bryde's whale	11,935	0.25
Humpback whale	14,407	0.56

Hakamada *et al.* 2017a, 2017b

Inai *et al.* 2018

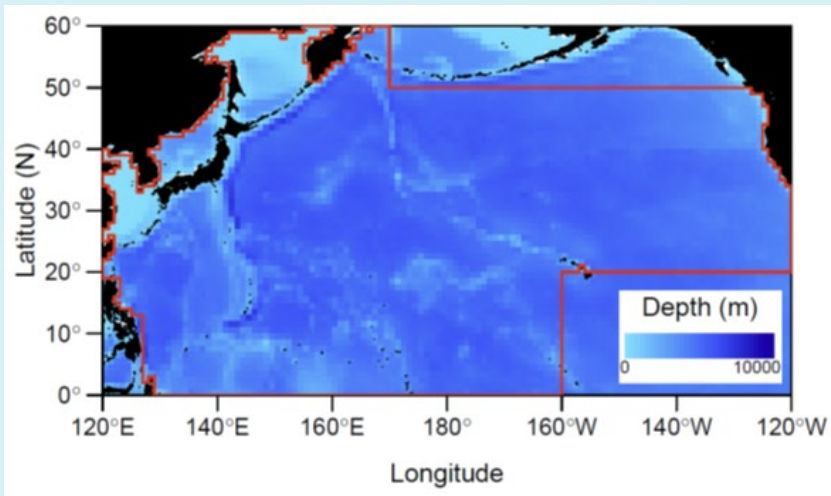
2017-2019 BSP+BSC



Abundance -Cetaceans-

NRIFSF (JAPAN) sighting surveys 1983–2006

ECS+SJP+KR/OY+ OKH+KM/KL+
WSA+ESA+WTZ+ETZ



Kanaji *et al.* 2017

Species name	Abundance	Coefficient of Variation
Spinner dolphin	904,473	0.20
Melon-headed whale	147,597	0.34
Rough-toothed dolphin	102,893	0.24
False killer whale	74,101	0.31
Pantropical spotted dolphin	1,886,022	0.20
Short-finned pilot whale	154,595	0.20
Common bottlenose dolphin	93,170	0.55
Risso's dolphin	349,309	0.24
Striped dolphin	1,766,025	0.15
Short-beaked common dolphin	1,428,857	0.42
Pacific white-sided dolphin	418,090	0.45
Northern right whale dolphin	56,899	0.52
Dall's porpoise	1,022,987	0.04

Abundance -Cetaceans-

**U.S.A. sighting surveys
1991–2014**

CAN+CAS

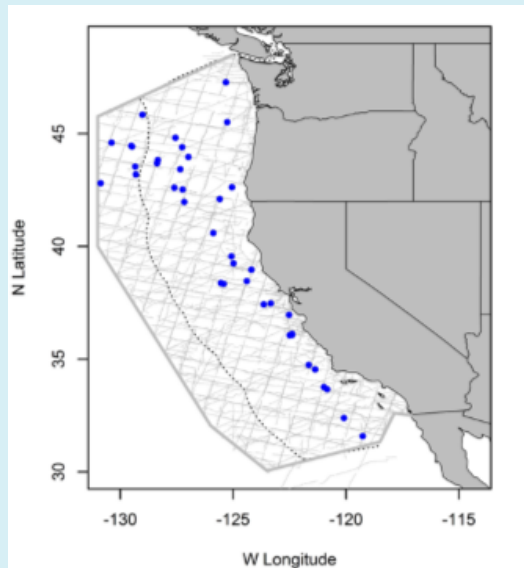


Figure 1. Baird's beaked whale sightings based on shipboard surveys off California, Oregon and Washington, 1991-2014. Dashed line represents the U.S. EEZ, thin lines indicate completed transect effort of all surveys combined.

Carretta et al. 2018

Species name	Abundance	Coefficient of Variation
Blue whale	1,647	0.07
Fin whale	9,029	0.12
Humpback whale	1,729	0.03
Common minke whale	636	0.72
Gray whale	20,990	0.05
Sperm whale	1,997	0.57
Cuvier beaked whale	3,224	0.67
Killer whale	1,078	-
Baird's beaked whale	2,697	0.60
Mesoplodont beaked whale	3,044	0.54
Harbor porpoise	85,007	-
Dall's porpoise	25,750	0.45
Pacific white-sided dolphin	26,814	0.28
Risso's dolphin	6,336	0.32
Common bottlenose dolphin	2,377	-
Striped dolphin	29,211	0.20
Common dolphin	1,071,166	-
Northern right whale dolphin	26,556	0.44

Abundance -Pinniped-

Steller sea lion



<https://4travel.jp/travelogue/11128257>

Sub regions	Abundance	References
SJP	+	+
KR/OY	553	Burkanov <i>et al.</i> 2008
OKH	8,582	Burkanov <i>et al.</i> 2015
KM/KL	9,201	Burkanov <i>et al.</i> 2008
OKH	8,582	Burkanov <i>et al.</i> 2015
WSA	+	+
BSP	1,500	Loughlin <i>et al.</i> 1992
BSC	9,930	Loughlin <i>et al.</i> 1992
ASK	39,800	NOAA 2018
CAN+CAS	13,800	NOAA 2018

Abundance -Pinniped-

Northern fur seal



www.konicaminolta.com

Sub regions	Abundance	References
SJP	+	+
KR/OY	+	+
OKH	188,832	Kuzin 2010
KM/KL	112,601	Burkanov <i>et al.</i> 2007
OKH	188,832	Kuzin 2010
WTZ	+	+
WSA	+	+
BSP	200,000	PICES 2000
BSC	1,002,500	Hill and DeMaster 1998
ASK	+	+
ESA	637,561	NOAA 2018
ETZ	+	+
CAN+CAS	14,050	NOAA 2018

Daily prey consumption

Estimation of daily prey consumption

Trites *et al.* (in prep)

LOW cost of living

$$R = 0.80M^{0.63}$$

R = daily ration (kg/day), M = mass (kg)

- Right whale
- Sperm whale
- Cuvier's beaked whale
- Bottlenose dolphin
- Pacific walrus
- Northern elephant seal
- Australian sea lion
- Sea Otter

Estimation of daily prey consumption

Trites *et al.* (in prep)

MEDIUM cost of living

$$R = 0.10M^{0.84}$$

R = daily ration (kg/day), M = mass (kg)

- Fin whale
- Beluga (white) whale
- Long-finned pilot whale
- Stripped dolphin
- Spinner dolphin
- Rough-toothed dolphin
- Risso's dolphin
- South American sea lion
- South African fur seal
- Ringed seal
- Grey seal
- Harp seal
- Harbour seal

Estimation of daily prey consumption

Trites *et al.* (in prep)

HIGH cost of living

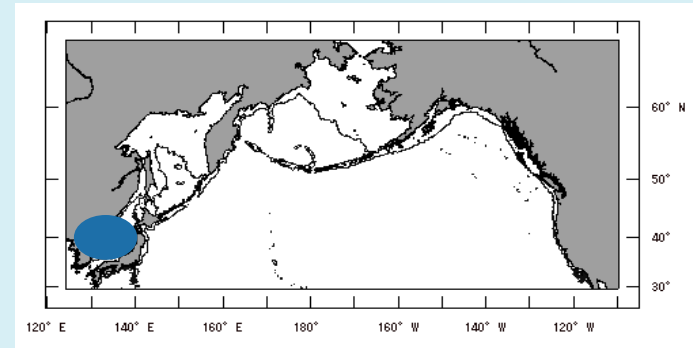
$$R = 0.37M^{0.71}$$

R = daily ration (kg/day), M = mass (kg)

- Humpback whale
- Common minke whale
- Killer whale
- Pacific white-sided dolphin
- Dusky dolphin
- Common dolphin
- Commerson's dolphin
- Harbour porpoise
- Steller sea lion
- California sea lion
- New Zealand sea lion
- Northern fur seal
- Antarctic fur seal

Prey consumption by marine mammals in each sub regions

Sea of Japan (SJP)



Twelve cetacean species and three pinniped species

Hunt *et al.* 2000

2 species

73 thousand tons

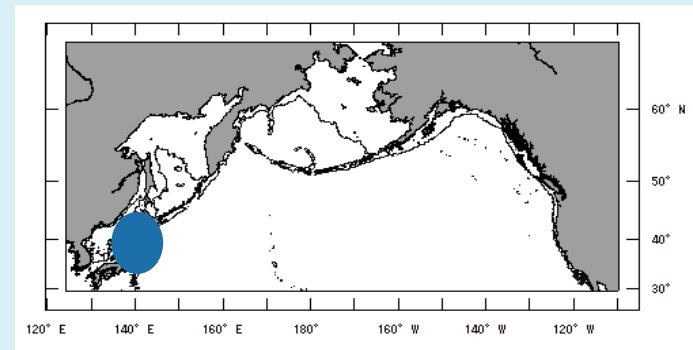


This study

2 species

110 thousand tons

Kuroshio/Oyashio Region (KR/OY)



Thirty cetacean species and four pinniped species

Hunt *et al.* 2000

6 species



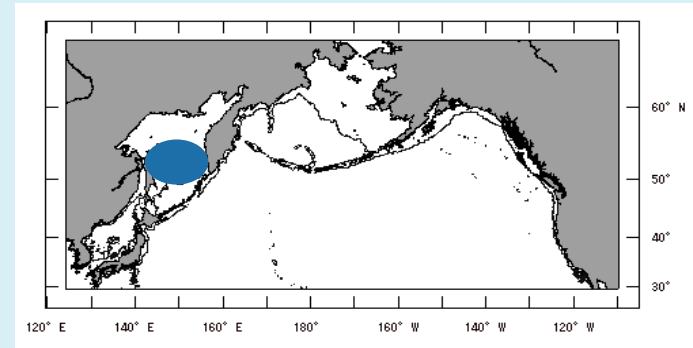
This study

16 species

532 thousand tons

1.2 million tons


Sea of Okhotsk (OKH)



Twelve cetacean species and six pinniped species

Hunt *et al.* 2000

11 species



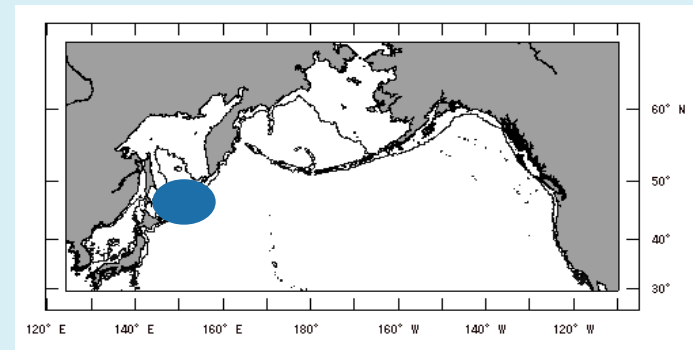
This study

13 species

1.3 million tons

2.4 million tons

Kurile Islands Region (KM/KL)



Fifteen cetacean species and four pinniped species

Hunt *et al.* 2000

7 species



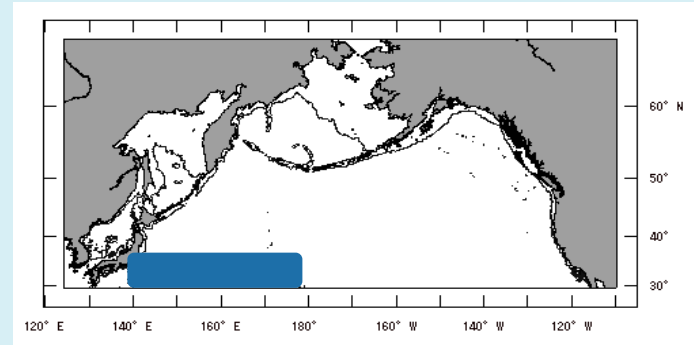
This study

3 species

4 million tons

74 thousand tons

Western Tropical Zone (WTZ)



Twenty-five cetacean species

Hunt *et al.* 2000

10 species

9.2 million tons

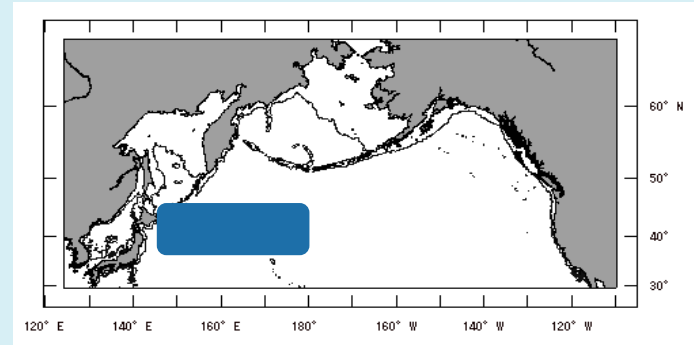


This study

4 species

1.9 million tons

Western Subarctic (WSA)



Twenty-six cetacean species and two pinniped species

Hunt *et al.* 2000

1 species



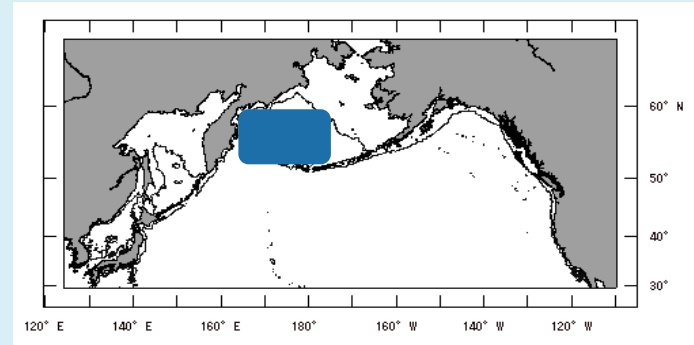
This study

13 species

180 thousand tons

7.0 million tons

Bering Sea Pelagic (BSP)



Eleven cetacean species and eight pinniped species

Hunt *et al.* 2000

6 species



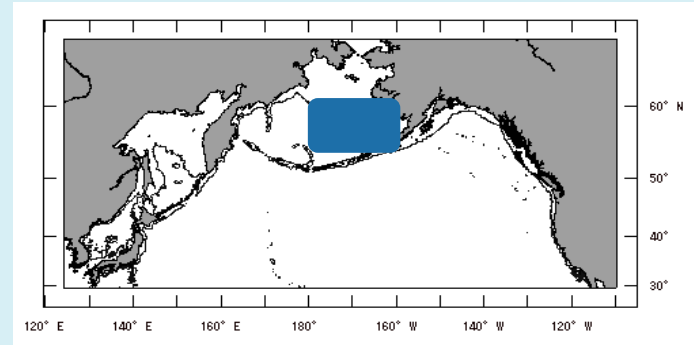
This study

6 species

487 thousand tons

330 thousand tons

Bering Sea Coastal (BSC)



Eleven cetacean species and nine pinniped species

Hunt *et al.* 2000

7 species



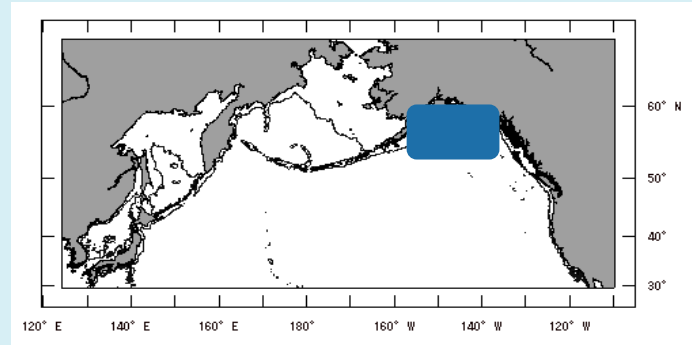
This study

8 species

1.6 million tons

555 thousand tons

Gulf of Alaska continental shelf (ASK)



Fourteen cetacean species and eight pinniped species

Hunt *et al.* 2000

4 species



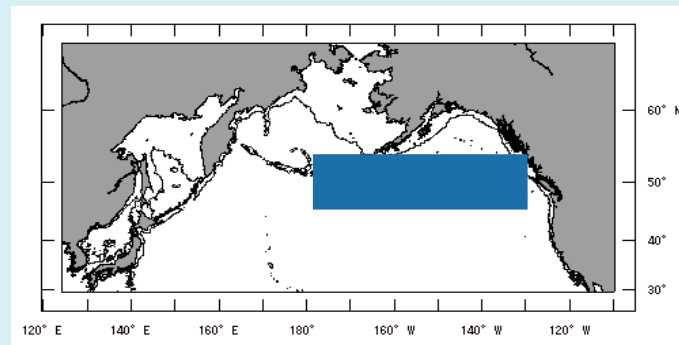
This study

7 species

166 thousand tons

426 thousand tons

Eastern Subarctic (ESA)




Fourteen cetacean species and two pinniped species

Hunt *et al.* 2000

0 species

- tons

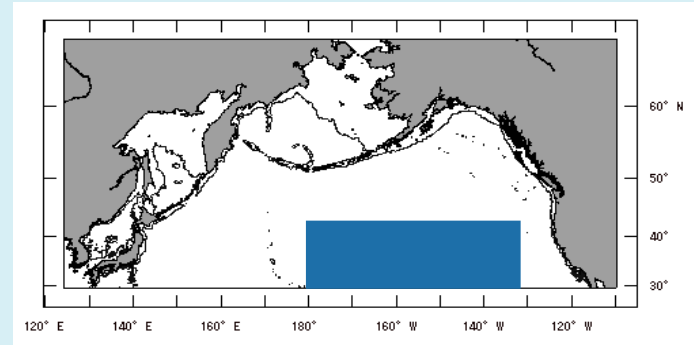


This study

5 species

6.1 million tons

Eastern tropical zone (ETZ)



Twenty-three cetacean species and three pinniped species

Hunt *et al.* 2000

0 species

- tons

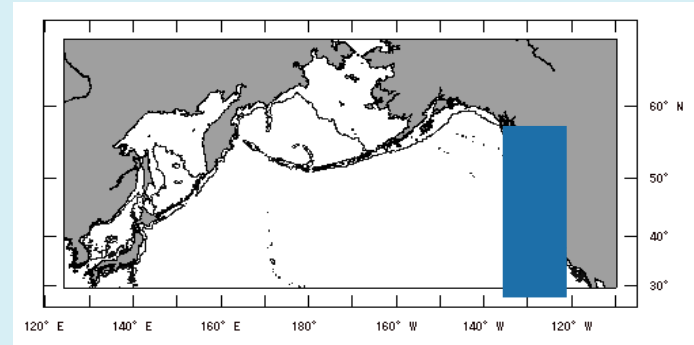


This study

6 species

68 thousand tons

California current North/South (CAN+CAS)



Twenty-four cetacean species and seven pinniped species

Hunt *et al.* 2000

10 species



This study

25 species

660 thousand tons

7.4 million tons

Summary and Conclusion

Prey consumption by marine mammals in each sub regions of PICES 2019

Sub region of PICES	Prey consumption (t)
SJP (Sea of Japan)	110,105
KR/OY (Kuroshio/Oyashio Region)	1,257,261
OKH (Sea of Okhotsk)	2,489,719
KM/KL (Kurile Islands Region)	74,154
WTZ (Western tropical zone)	1,967,471
WSA (Western subarctic)	7,043,799
BSP (Bering Sea Pelagic)	330,376
BSC (Bering Sea continental shelf)	555,830
ASK (Gulf of Alaska continental shelf)	426,482
ESA (Eastern Subarctic)	6,155,404
ETZ (Eastern tropical zone)	68,089
CAN+CAS (California current North/South)	7,488,613
Total	27,967,303

Summary

- The estimation of prey consumption by marine mammals could up-dated using new abundance estimations and equations in PICES region.
- Total prey consumption by marine mammals during feeding season is estimated to **27.9 million tons** in PICES region. (**13.0 million tons / PICES 2000**)
- The new abundance was obtained in several regions. More accurate prey consumption could be estimated.

Thank you for your
attention!

Special thanks to
Kaoru Hattori
Yoko Goto