



国家海洋局第一海洋研究所
THE FIRST INSTITUTE OF OCEANOGRAPHY, SOA.



PICES

Marine ecological capital in China coastal waters: human and climate factors

Shang Chen, Tao Xia, Yi Xiao & Zhiquan Chao

First Inst of Oceanography, SOA

1. What is Marine Ecological Capital (MEC) ?

- **Capital:** natural capital, man-made capital, human capital and social capital.
- **MEC** is defined as marine ecological resources which have direct or indirect contributions to humans' social and economic production and provide benefits for humans.
- **MEC value:** the standing stock value of marine living resources and the flow value of marine ecosystem services

Marine Ecosystem Services

Provisioning Services

1. Food production
2. Material production
3. Oxygen production
4. Provision of genetic resources

Regulating Services

5. Climate regulation
6. Waste treatment
7. Biological control
8. Disturbance regulation

Cultural Services

9. Recreational service
10. Cultural value
11. Scientific service

Supporting Services

12. Primary production
13. Nutrient cycling
14. Species diversity maintenance

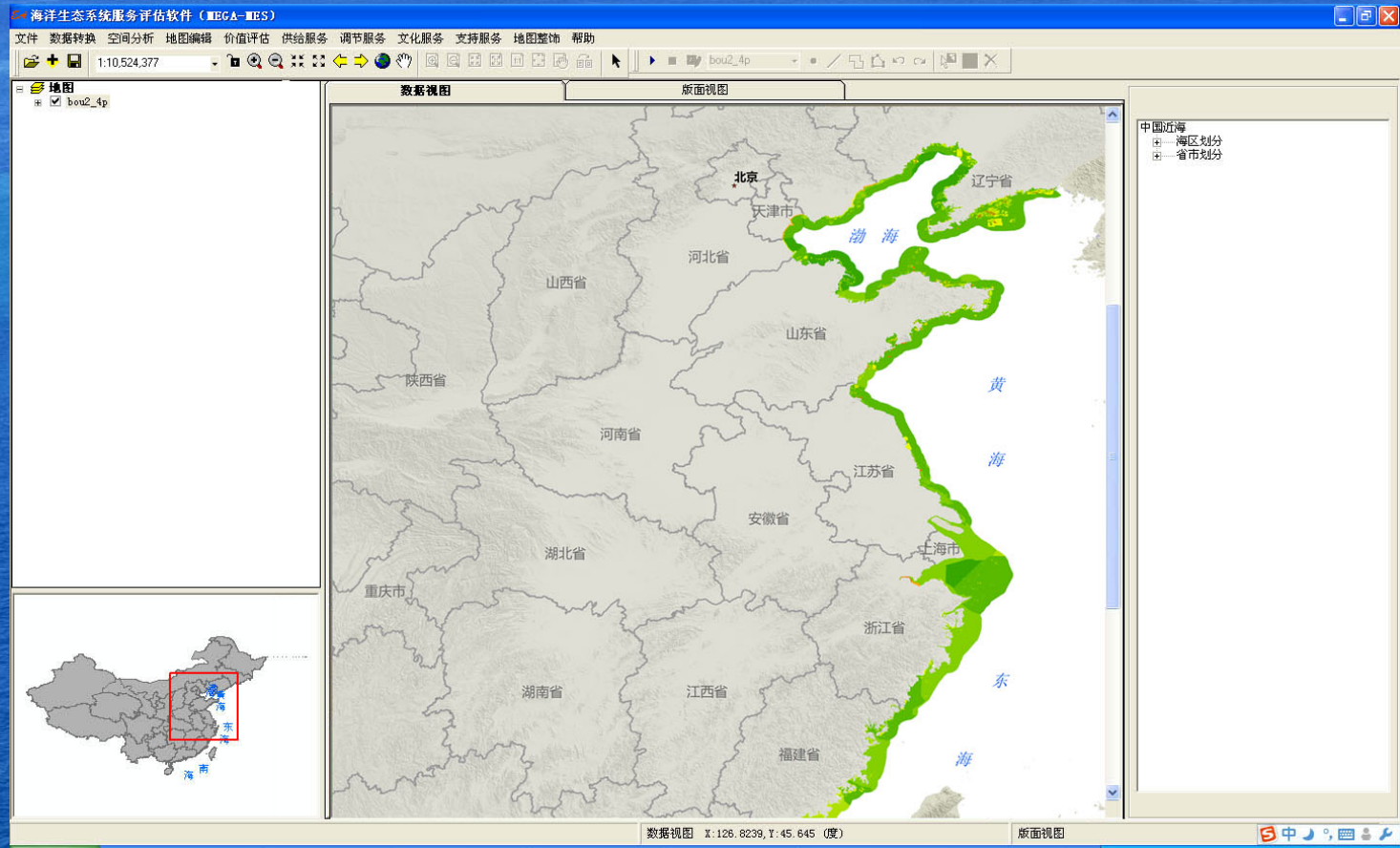
2. Assessment methods

1. How to decide:
element of MEC value
2. How to select:
assessment index, calculating
equations
3. How to get raw data
4. How to calculate each element
and total value
5. How to draft assessment report



2. Assessment methods:

Arc GIS + MEGA-MES V1.0



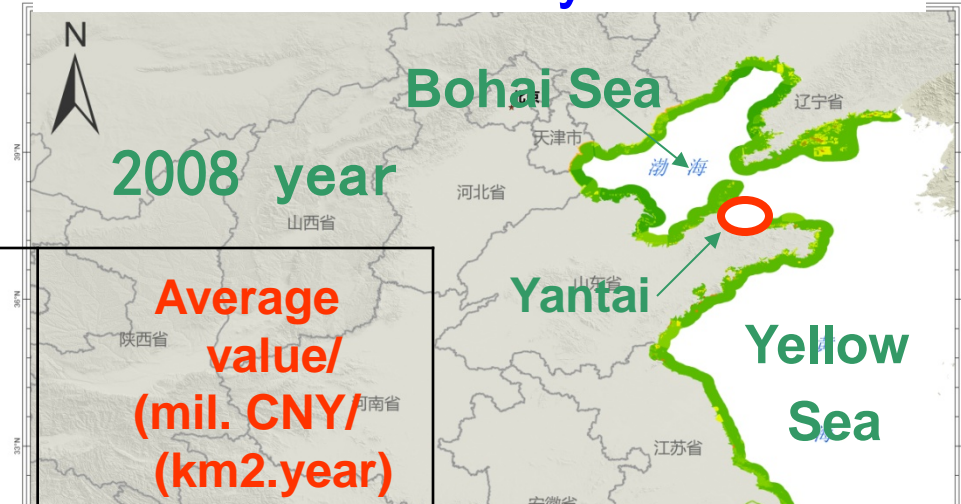
3. Ecosystem services in China coastal waters

- National-scale: 100 000 km²
- Provincial-scale: 10 000 km²


National assessment (2005-2011)

	Assessed area (km ²)	Total value/ (Billion CNY/year)
--	-------------------------------------	------------------------------------

Value of coastal ecosystem services



- China's seas provided 1,034 billion CNY of ecosystem services in 2008, which supported 1,740 billion CNY of marine industrial output
- 1 Dollar of ecological service support 1.7 dollar of marine economic product

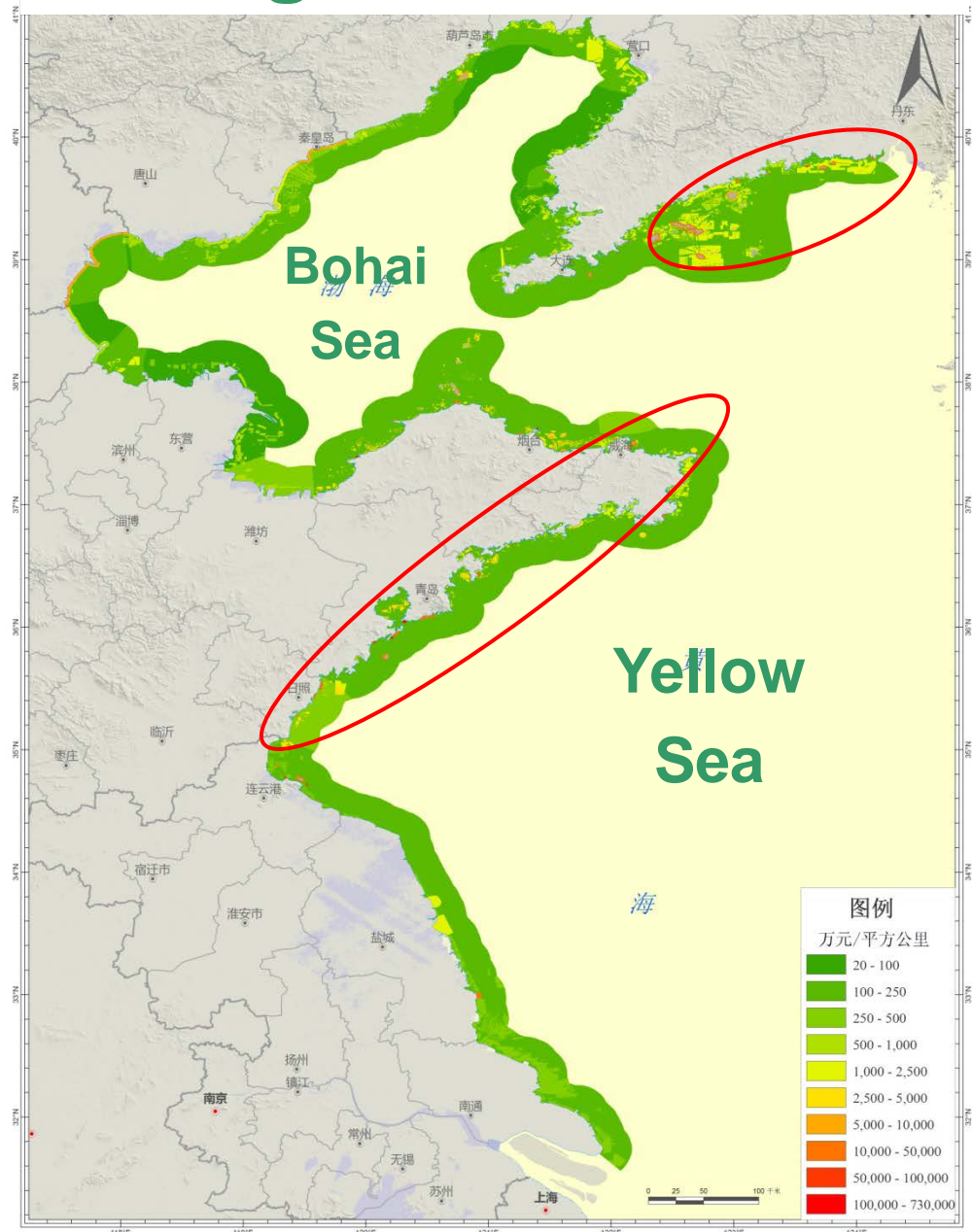


坐标系: WGS84坐标系
制图日期: 2011年4月20日

制图单位: 国家海洋局第一海洋研究所
制图人: 夏涛 王敏
审核人: 陈尚



High value zone

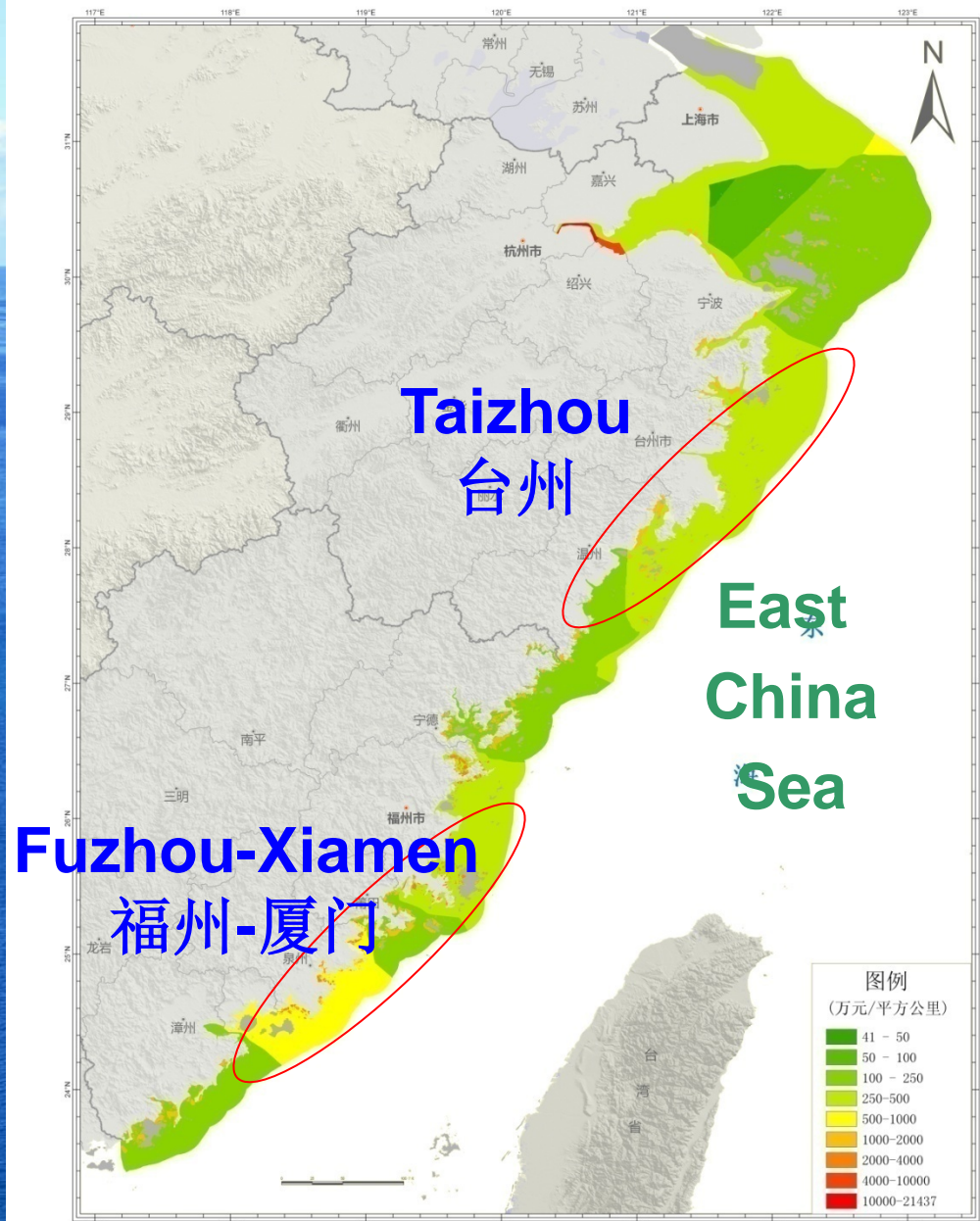


坐标系: WGS84坐标系
制图日期: 2011年4月20日

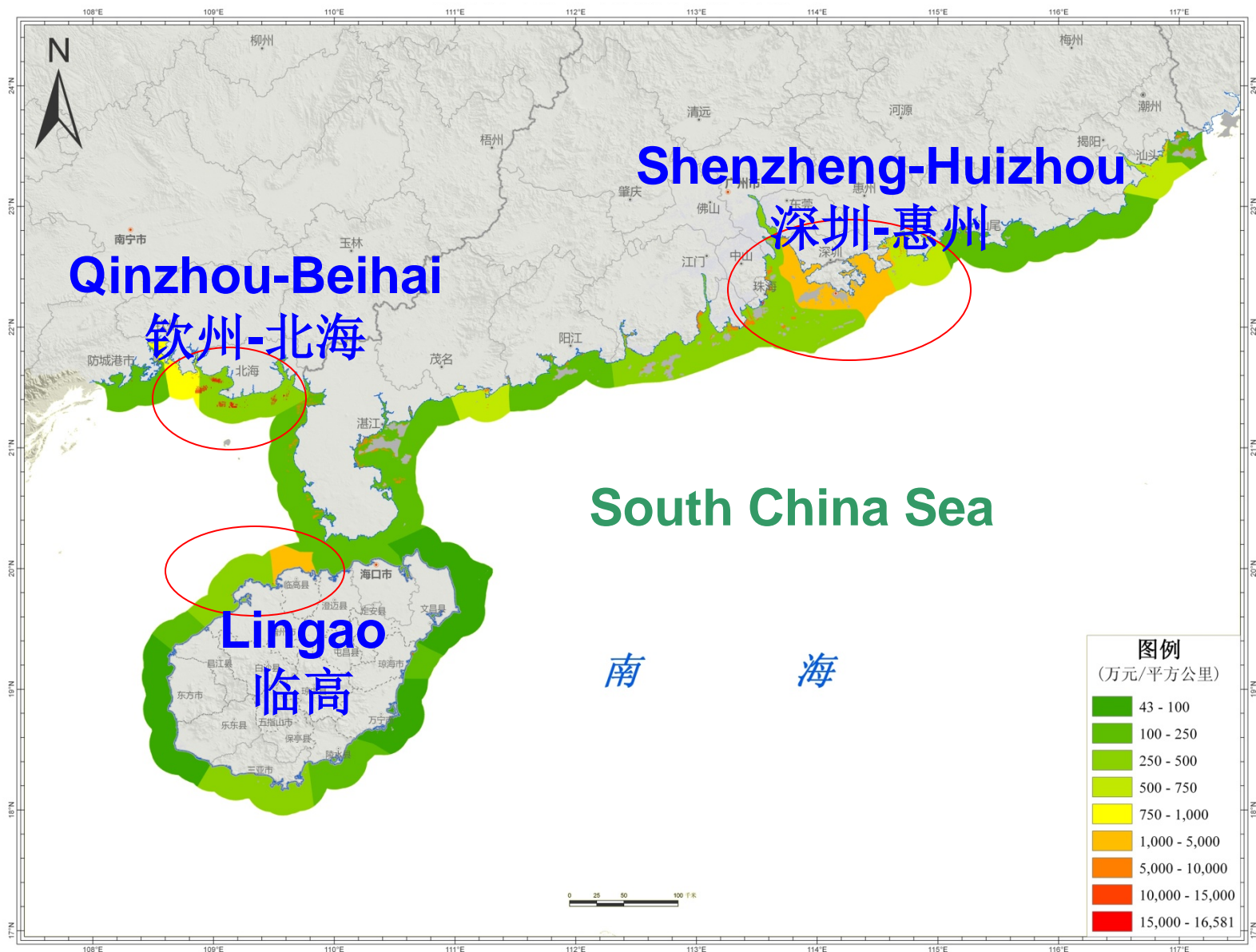
制图单位: 国家海洋局第一海洋研究所
制图人: 陈尚 夏涛 王敏



High value zone



High value zone

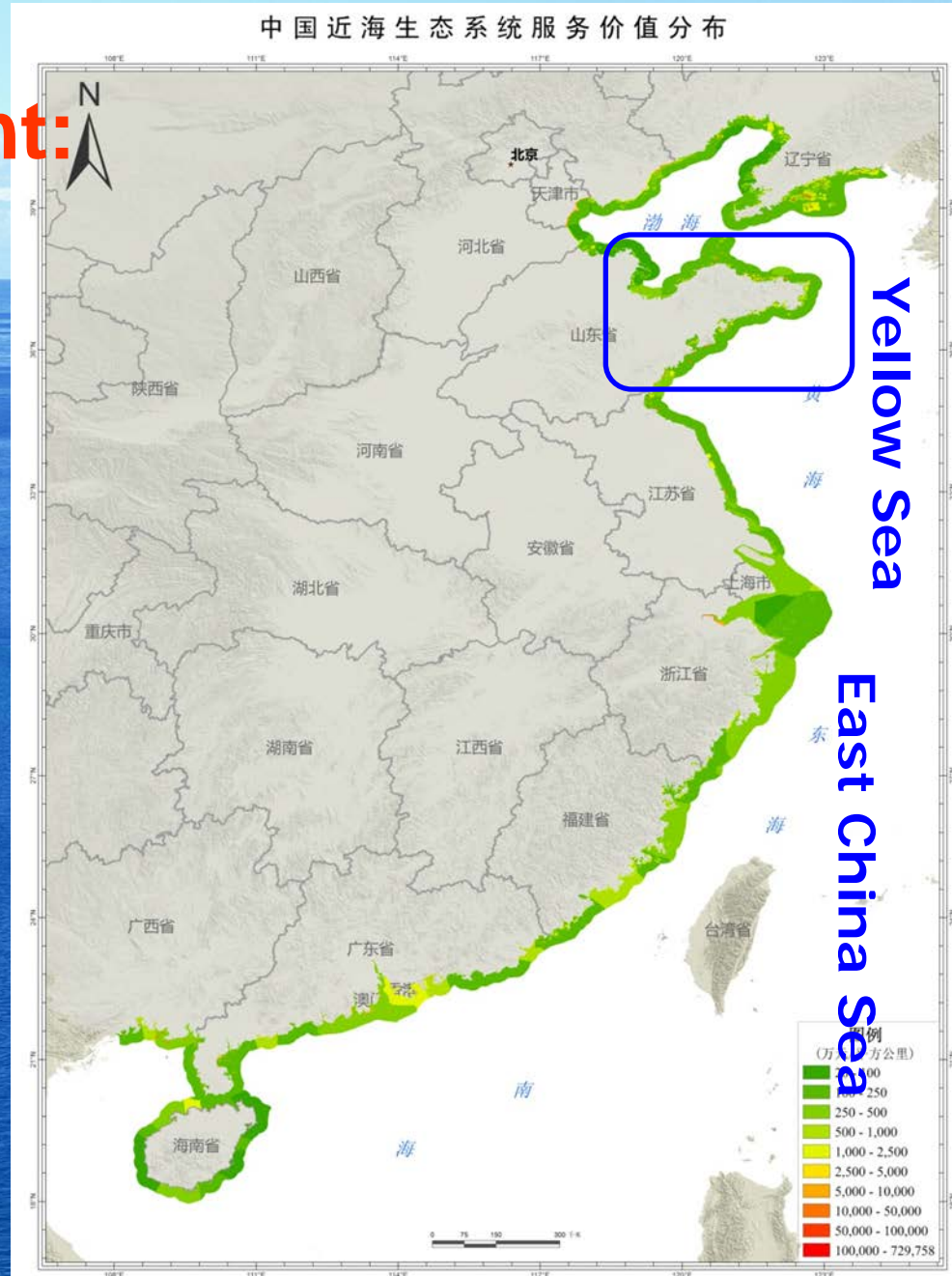


坐标系: WGS84坐标系
制图日期: 2011年4月20日

制图单位: 国家海洋局第一海洋研究所
制图人: 夏涛 王敏
审核人: 陈尚

Provincial Assessment:

Shandong coastal waters:
31 600 km², 2008 year



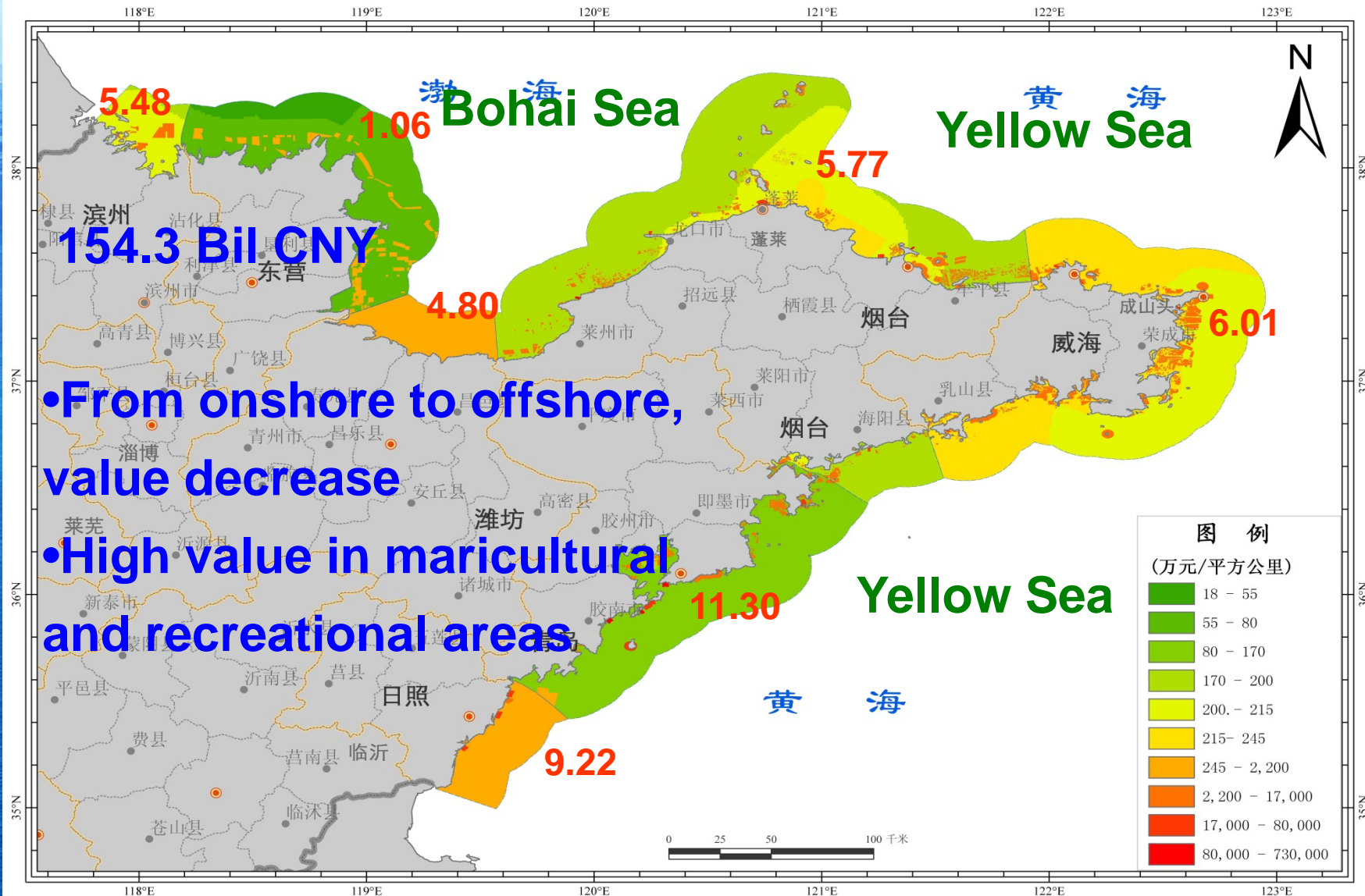
- 
- **Shandong coastal waters:**
 - Standing stock value of living resources: 19.41 billion CNY**
 - Value of ecosystem services: 154.3 billion CNY**

Each dollar of living resources support 8 dollars of service output !

Spatial distribution of ecosystem service

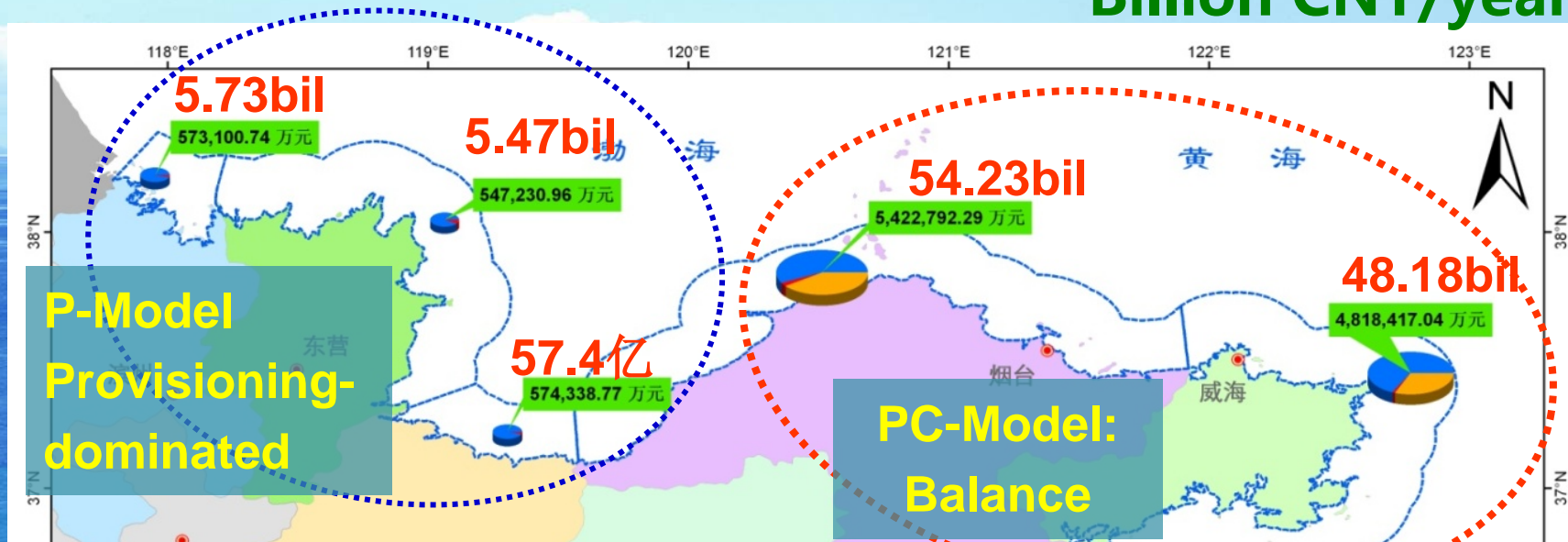
Shandong Province

Million CNY/km².year

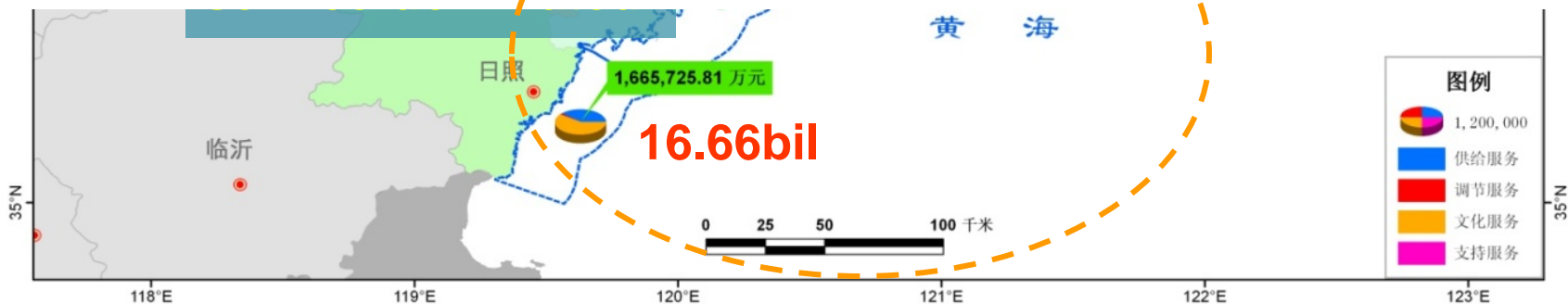


Ecosystem service: 3 kinds of utilization model

Billions CNY/year

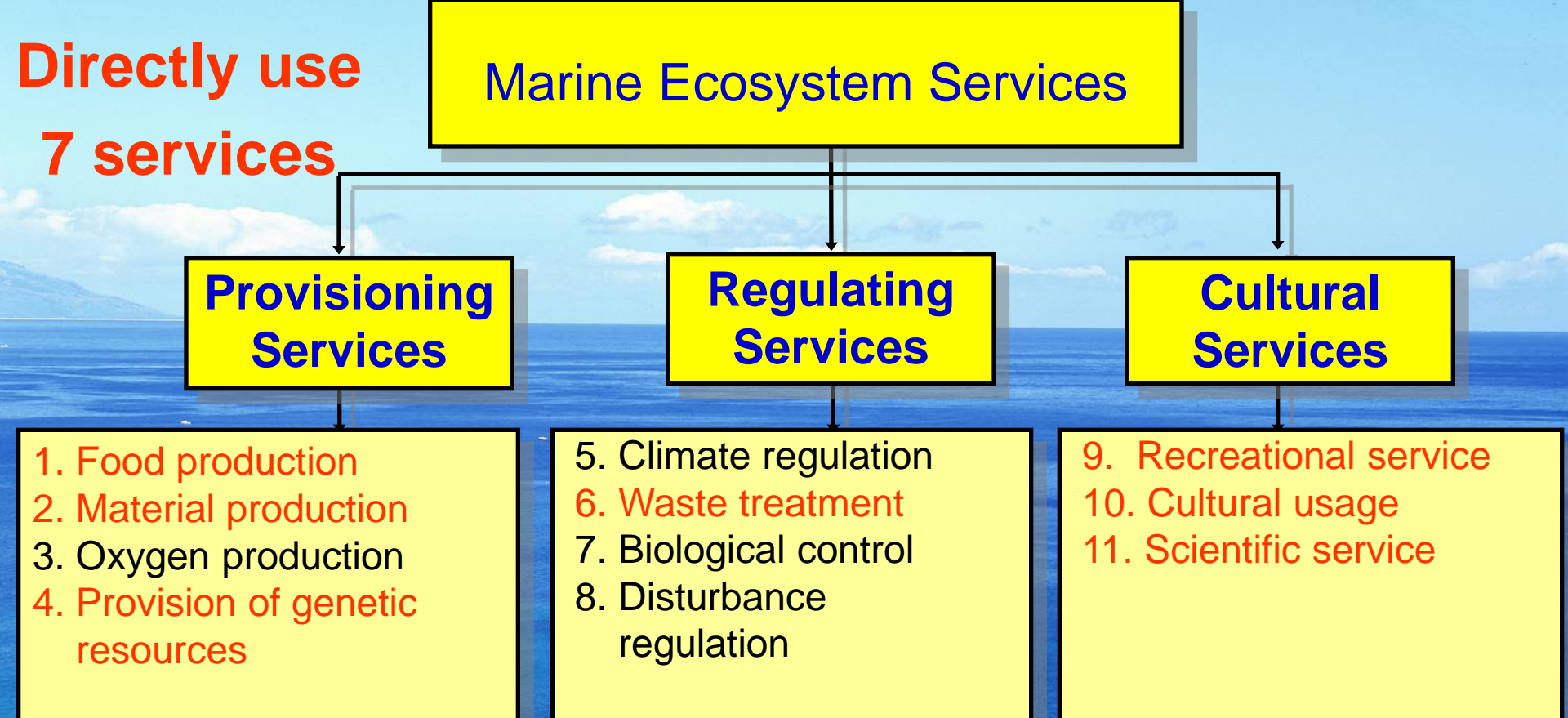


- P-Model deeply depends on marine living resources
- C-Model highly depends on marine environmental quality



4. Human and climate factors affecting ecosystem services





The provisioning & cultural services are highly dependent on human's use manners

12. Primary production
13. Nutrient cycling
14. Species diversity maintenance

**Indirectly use
7 services**

Marine Ecosystem Services

Provisioning Services

- 1. Food production
- 2. Material production
- 3. Oxygen production
- 4. Provision of genetic resources

Regulating Services

- 5. Climate regulation
- 6. Waste treatment
- 7. Biological control
- 8. Disturbance regulation

Supporting Services

- 12. Primary production
- 13. Nutrient cycling
- 14. Species diversity maintenance

The regulating & supporting services are less dependent on human's use manners

**Sensitive to climate
7 services**

Marine Ecosystem Services

Provisioning Services

1. Food production
2. Material production
3. Oxygen production
4. Provision of genetic resources

Regulating Services

5. Climate regulation
6. Waste treatment
7. Biological control
8. Disturbance regulation

Cultural Services

9. Recreational service
10. Cultural value
11. Scientific service

The provisioning and regulating services are more sensitive to climate change in sea

12. Primary production
13. Nutrient cycling
14. Species diversity maintenance

5. Take-home messages

- ◆ Average value of ecosystem services in China coastal waters: 0.9 million USD/km².yr.
- ◆ Value of ecosystem services shows decreasing trend from onshore to offshore
- ◆ Provisioning and cultural services are more dependent on human's use manners than the regulating and supporting services
- ◆ Provisioning and regulating services are more sensitive to climate change in sea than the cultural and supporting services

Acknowledgement

SOA 908 program(2005-2010)

**Ocean & Fisheries Dept of Shandong
Province**

Ocean & Fisheries Dept of Fujian Province

NSFC of China